



Country of Origin : China
 Operating Temperature : 0 ~40 [°C]
 Dimension : 86.8 x 47.3 x 32.3 [mm]
 Suitable AC cable : IEC320-C8
 Approvals / Marks : 
 Efficiency level (ErP) : 
 Certified also for : A.V. application

GREEN MODE



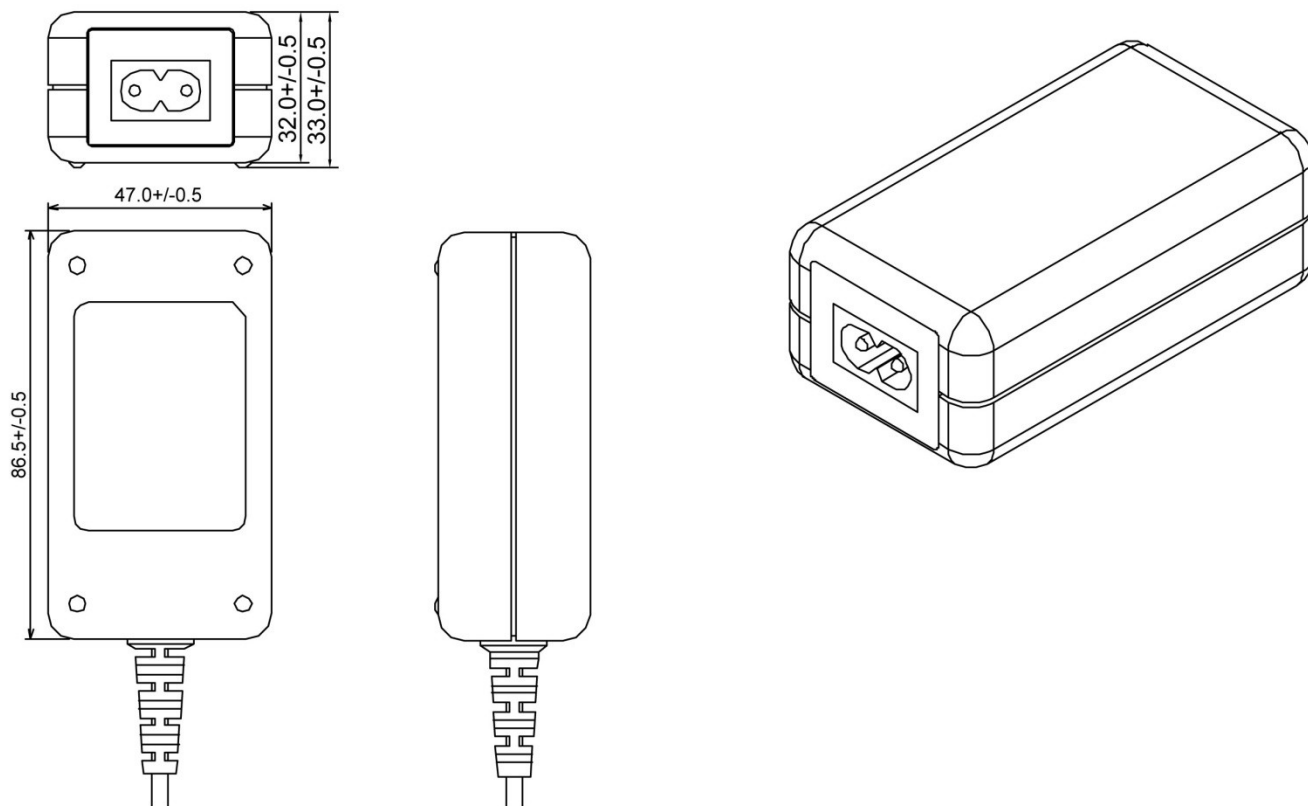
Features:

Wide range Input (90 ~ 264)VAC / (47 ~ 63) Hz.	Over load, over voltage & short protection.
Designed and certified also for IEC320-C13 cable & inlet C14 (T3).	Available for A.V. application
For I.T.E. use only + RoHS conform.	

Specification:

		OUTPUT								
	Model	Voltage DC [V]	Loading [A]	Tol. [%]	OCP [A]	OVP [V] max	Efficiency [%]	Max. Power [W]	Ripple & Noise [mV]p-p	Connector UL approved [mm]
ErP V.	SYS1319-3012-T2	12	0~2.50	±5	3~8	16	>83.5	30	120	2.1x5.5x11
	SYS1319-3015-T2	15	0~2.00	±5	2.5~6.5	25	>80.6	30	150	2.1x5.5x11
	SYS1319-3018-T2	18	0~1.66	±5	2.0~5.5	25	>87.0	30	180	2.1x5.5x11
	SYS1319-3024-T2	24	0~1.25	±5	1.5~5.5	25	>84.0	30	240	2.1x5.5x11
OEM Production	This model is certified for Uout=(5,6,9,12,15,16,18,19,20,24)V and Pout=(5~30)W is rising in steps of 1W									
INPUT	Voltage	(90 ~ 264) VAC								
	Frequency	(47 ~ 63) Hz								
	Current	1A rms@ AC low line input and DC output full load								
	Surge Current max.	40/60Amax. @ power supply cold start, ambient temperature 25°C @115Vac/230Vac nominal AC input.								
	Leakage current	0.25mA Max.								
PROTECTION	Over load	OCP	> 120% Fold back							
	Over Voltage	OVP	> 105% Voltage limiting							
	Short Circuit	Yes, Output to Ground, Auto recovery when fault has been removed. Short Current & Over Current can not exceed 8A max. after 1minute at nominal line input.								
	Protection class	II.								
	No Load Operation	Yes, to protect the power supply and system from damage								
OTHERS	Dielectric Strength	I/P-O/P (FG): 3KVAC / 10mA / 1 min								
	Power ON Led	Yes								
	Turn on delay	5000 ms max. @ AC low line input @ output full load								
	Hold-up Time	10ms @ AC nominal Input and Output full load								
	MTBF Qualification	50K hours full rated load operation at 25°C, according to the MIL-HDBK-217F.								
	DC cable & connector	Standard length of the cable 1.8m & It depends on customer requirements and upon specifications								
	Efficiency (typical)	>73.5% @ 240VAC input & Full load More info in upon table.								
	Power Consumption	Max. 0.3Wrms @ AC nominal Input and Output min. load some models have achieved efficiency level IV.								
ENVIRONMENT	Input Fuse	250VAC / 1.6A protected against power line surges and any abnormal conditions								
	Temperature	Operating: (0 ~ 40)°C / Storage: (-20 ~ 85)°C								
	Humidity	Operating: (8 ~ 90)% RH / Storage: (5 ~ 95)% RH non condensing								
SAFETY		CE TUV/GS CB UL cUL C-TICK SAA PSE BSMI KC T-License S-Mark CCC								
EMC	EMI	EN 55022 Class B (2006)+ A1(2007) EN 61000-3-2 (2006) + A1(2009) + A2 Class A(2009)/EN 61000-3-3 (2008)								
	EMS	EN55024(1998)+A1(2001)+A2(2003) IEC 61000-4-2 (2008) IEC 61000-4-3 (2006) + A1(2007) + A2(2010) IEC 61000-4-4 (2004) + A1(2010) IEC 61000-4-5 (2005) IEC 61000-4-6 (2008) IEC 61000-4-8 (2009) IEC 61000-4-11 (2004)								
WEIGHT	1pc	N.W.: 200g / pc								
PACKING	Box	0.48 x 0.26 x 0.44 [m]								
		60 pcs / 1box								
		G.W.: 15kg / box								

Mechanical case specification:



Cable specification:

1185#18*1C + shield / 6FT (1830mm)

